



multi-coupling system



multi-coupling system

**Plant, components and devices
for very high and high pressures
(7000 bar and over)**



***HIGH PRESSURE VALVES, FITTINGS
AND TUBING UP TO 4200 BAR***



ISO 9001

MATERIALS

All the adapter are made of EN 1.4404 / AISI 316L stainless steel cold worked. Glands are made of EN 1.4404 / AISI 316L stainless steel cold worked. Other materials are available on request.

CONNECTION TYPES

Available size are 1/4", 3/8", 9/16". On request all the imperial fittings are also available in metric types with the following relationship:

Replace in the code - 118U with M30
- 34U with M20
- 916U with M16

All fittings and valve could supply with gland and collar on request. Add suffix -W to code catalog

SAFETY ADVICE

Operation and installation of the component parts may only be performed by trained persons.

USE

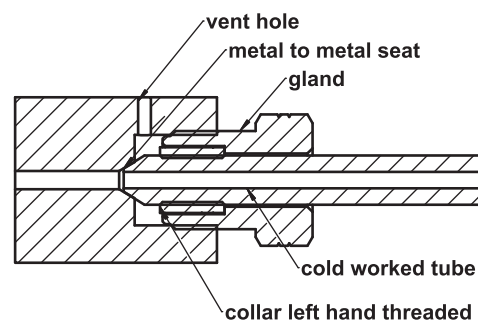
MCS® Fittings may only be used for pressure-sealed conveyance of liquids and gases. The fittings must not be subjected to any modifications (e.g.: mechanical alterations, welding, soldering, etc.).

- Operating Temperatures from -200°C to 200°C.
- Operating Pressures up to 4200 bar (60.000 psi).

ASSEMBLY

Dissimilar angles between the body and the tube cone provide metal to metal seal along the perimeter of a contact circle. The sealing contact area is therefore, maintained at its practical minimum for the given tube size and a reliable seal is produced due to high sealing stresses that occur at low sealing loads. Positive backup support occurs with the collar threaded (left-handed) directly onto the tubing to form a positive integral retaining surface. This allows for a consistent connection make up that is required at higher pressures and temperatures. When the gland nut is threaded into the connection, the tubing is locked securely in place and the possibility for the ejection of the tubing from a properly assembled and used connection is extremely remote.

Tightening moment HP	
Pipe 1/4" HP 4200 bar	30 – 35 Nm (ex. 17 mm)
Pipe 3/8" HP 4200 bar	65 – 70 Nm (ex. 22 mm)
Pipe 9/16" HP 2100 bar	80 – 85 Nm (ex. 32 mm)
Pipe 9/16" HP 4200 bar	100 – 105 Nm (ex. 32 mm)



NOTE FOR HIGH PRESSURE ADAPTER WITH NPT CONNECTION

NPT threads must be sealed using a high quality PTFE tape and/or paste product. Refer to thread sealant manufacturer's instructions on how to apply thread sealant.

- Sealing performance may vary based on many factors such as pressure, temperature, media, thread quality, thread material, proper thread engagement and proper use of thread sealant.

- Customer should limit the number of times an NPT fitting is assembled and disassembled because thread deformation during assembly will result in deteriorating seal quality over time. When using only PTFE tape, consider using thread lubrication to prevent galling of mating parts.

Recommended tightening moment

1/4" NPT 30 – 35 Nm

3/8" NPT 40 – 45 Nm

1/2" NPT 50 – 55 Nm

All technical and dimensional information in this catalogue subject to change

All general terms and conditions of sale, including limitations of our liability, apply to all products and services sold.

WARRANTY

We grant for MCS® Fittings a warranty of twelve (12) months on material quality and workmanship, commencing with the fitting shipment date. Any deficiencies that are due to improper handling, use of inadmissible media or exceeding of maximum operating pressures are not subject to our warranty obligation.

DISPOSAL

Fittings are to be disposed of in compliance with national regulations upon the end of their useful lives.

STOCK

We have in stock a wide range of standard fitting and adapter types; do not hesitate to contact us if you need fittings and adapters of a different design. Thank to our new generation CNC working machine we will be able to satisfy any request in a very short time

CODE GENERATION TABLE

R = Fitting (Type: MP / HP / NPT / BSP VS BSP / NPT / HP)

A = Adapter X = Tube Size M/F = Connection* Y = Pressure Rating

Code Adapter Model	
G*	ELBOW
T*	TEE
C*	CROSS
I*	STRAIGHT COUPLING
IS*	UNION COUPLING
M	GAUGE CONNECTOR
P	GLAND PLUG
PA	BULKHEAD COUPLING

X (Code size)	Tube Size
118U	9/16" HP
34U	3/8" HP
916U	1/4" HP
1N	1" NPT
34N	3/4" NPT
12N	1/2" NPT
12G	1/2" GAS
38N	3/8" NPT
38G	3/8" GAS
14N	1/4" NPT
14G	1/4" GAS
14MU	1/4" MP
38MU	3/8" MP
13MU	9/16" MP
34MU	3/4" MP
1MU	1" MP

Connection Code	Connection Type
M	MALE
F	FEMALE

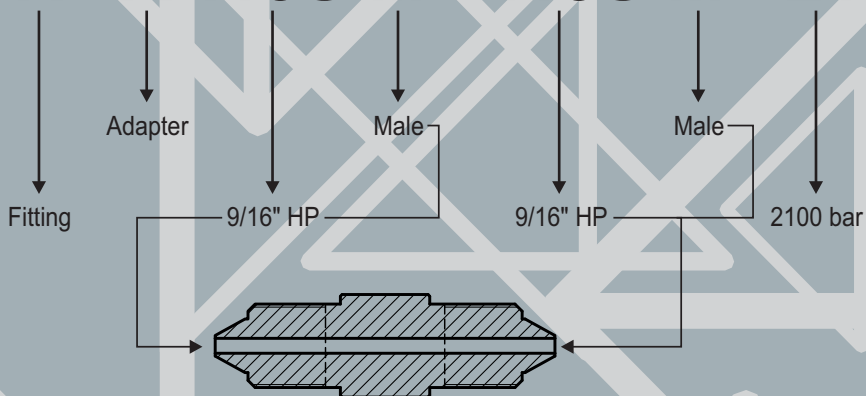
Y (Code pressure)	Pressure Rating
07	690 bar
10	1000 bar
14	1400 bar
21	2100 bar
26	2650 bar
42	4200 bar

* Indicate only X (Code size) and Y (Tube size)

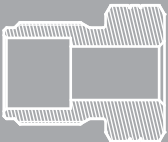
Example:


CODE	DESCRIPTION	MA.W.P.	MIN. OPEN
R-A118UM-118UM-21	9/16" HP MALE X 9/16" HP MALE	2100 bar	8 mm

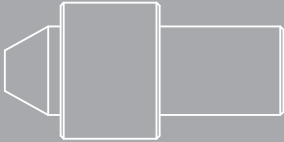
R - A 118U M - 118U M - 21

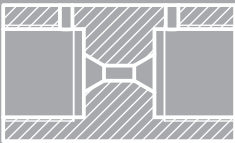


HIGH PRESSURE FITTINGS

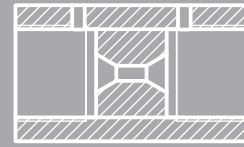
HIGH PRESSURE GLAND		
CODE	DESCRIPTION	THREAD
R-DA916	GLAND 1/4" TUBE	9/16" - 18 UNF
R-DA34	GLAND 3/8" TUBE	3/4" - 16 UNF
R-DA118	GLAND 9/16" TUBE	1"1/8 - 12 UNF

HIGH PRESSURE COLLAR		
CODE	DESCRIPTION	
R-OGT14	COLLAR 1/4" TUBE	
R-OGT38	COLLAR 3/8" TUBE	
R-OGT916	COLLAR 9/16" TUBE	

PLUG		
CODE	DESCRIPTION	MA. W.P.
R-PP14-42	PLUG 1/4" TUBE	4200 bar
R-PP38-42	PLUG 3/8" TUBE	4200 bar
R-PP916-42	PLUG 9/16" TUBE	4200 bar

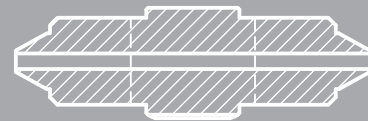
HIGH PRESSURE STRAIGHT COUPLING			
CODE	DESCRIPTION	MA.W.P.	MIN. OPEN
R-I118U-21	9/16" HP FEMALE X 9/16" HP FEMALE	2100 bar	8 mm
R-I118U-42	9/16" HP FEMALE X 9/16" HP FEMALE	4200 bar	4.8 mm
R-I34U-42	3/8" HP FEMALE X 3/8" HP FEMALE	4200 bar	3 mm
R-I916U-42	1/4" HP FEMALE X 1/4" HP FEMALE	4200 bar	2.5 mm

HIGH PRESSURE UNION COUPLING



CODE	DESCRIPTION	MA.W.P.	MIN. OPEN
R-IS118U-21	9/16" HP FEMALE X 9/16" HP FEMALE	2100 bar	6.5 mm
R-IS118U-42	9/16" HP FEMALE X 9/16" HP FEMALE	4200 bar	4.8 mm
R-IS34U-42	3/8" HP FEMALE X 3/8" HP FEMALE	4200 bar	3 mm
R-IS916U-42	1/4" HP FEMALE X 1/4" HP FEMALE	4200 bar	2.5 mm

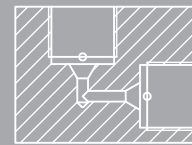
HIGH PRESSURE MALE – HIGH PRESSURE MALE



CODE	DESCRIPTION	MA.W.P.	MIN. OPEN
R-A118UM-118UM-21	9/16" HP MALE X 9/16" HP MALE	2100 bar	8 mm
R-A34UM-34UM-42	3/8" HP MALE X 3/8" HP MALE	4200 bar	3 mm
R-A916UM-916UM-42	1/4" HP MALE X 1/4" HP MALE	4200 bar	2.5 mm
R-A118UM-34UM-42	3/8" HP MALE X 9/16" HP MALE	4200 bar	3 mm
R-A118UM-916UM-42	1/4" HP MALE X 9/16" HP MALE	4200 bar	2.5 mm
R-A34UM-916UM-42	1/4" HP MALE X 3/8" HP MALE	4200 bar	3 mm
R-A118UM-118UM-42	9/16" HP MALE X 9/16" HP MALE	4200 bar	4.8 mm

HIGH PRESSURE ELBOW

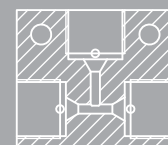
Mounting hole on request



CODE	DESCRIPTION	MA.W.P.	MIN. OPEN
R-G118U-21	9/16" HP FEMALE X 9/16" HP FEMALE	2100 bar	8 mm
R-G118U-42	9/16" HP FEMALE X 9/16" HP FEMALE	4200 bar	4.8 mm
R-G34U-42	3/8" HP FEMALE X 3/8" HP FEMALE	4200 bar	3 mm
R-G916U-42	1/4" HP FEMALE X 1/4" HP FEMALE	4200 bar	2.5 mm

HIGH PRESSURE TEE

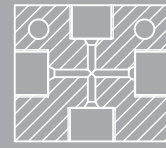
Mounting hole on request



CODE	DESCRIPTION	MA.W.P.	MIN. OPEN
R-T118U-21	3 X 9/16" HP FEMALE	2100 bar	8 mm
R-T118U-42	3 X 9/16" HP FEMALE	4200 bar	4.8 mm
R-T34U-42	3 X 3/8" HP FEMALE	4200 bar	3 mm
R-T916U-42	3 X 1/4" HP FEMALE	4200 bar	2.5 mm

HIGH PRESSURE CROSS

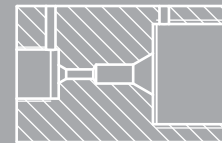
Mounting hole on request



CODE	DESCRIPTION	MA.W.P.	MIN. OPEN
R-C118U-21	4 X 9/16" HP FEMALE	2100 bar	8 mm
R-C118U-42	4 X 9/16" HP FEMALE	4200 bar	4.8 mm
R-C34U-42	4 X 3/8" HP FEMALE	4200 bar	3 mm
R-C916U-42	4 X 1/4" HP FEMALE	4200 bar	2.5 mm

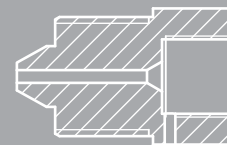
HIGH PRESSURE ADAPTERS

HIGH PRESSURE FEMALE ADAPTER



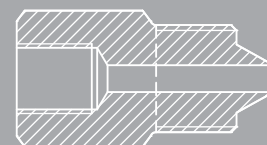
CODE	DESCRIPTION	MA.W.P.	MIN. OPEN
R-A118UF-34UF-42	9/16" HP FEMALE X 3/8" HP FEMALE	4200 bar	3 mm
R-A118UF-916UF-42	9/16" HP FEMALE X 1/4" HP FEMALE	4200 bar	2.5 mm
R-A34UF-916UF-42	3/8" HP FEMALE X 1/4" HP FEMALE	4200 bar	2.5 mm

HIGH PRESSURE MALE – HIGH PRESSURE FEMALE

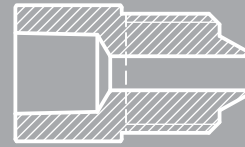


CODE	DESCRIPTION	MA.W.P.	MIN. OPEN
R-A118UM-916UF-42	1/4" HP FEMALE X 9/16" HP MALE	4200 bar	2.5 mm
R-A34UM-916UF-42	1/4" HP FEMALE X 3/8" HP MALE	4200 bar	2.5 mm
R-A916UM-118UF-42	9/16" HP FEMALE X 1/4" HP MALE	4200 bar	2.5 mm
R-A916UM-34UF-42	1/4" HP FEMALE X 1/4" HP MALE	4200 bar	2.5 mm
R-A118UM-34UF-42	3/8" HP FEMALE X 9/16" HP MALE	4200 bar	3 mm
R-A34UM-118UF-42	9/16" HP FEMALE X 3/8" HP MALE	4200 bar	3 mm

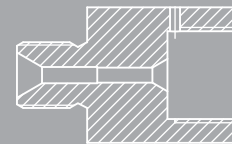
HIGH PRESSURE MALE – BSP FEMALE



CODE	DESCRIPTION	MA.W.P.	MIN. OPEN
R-A118UM-12GF-07	1/2" BSP FEMALE X 9/16" HP MALE	700 bar	8 mm
R-A118UM-38GF-10	3/8" BSP FEMALE X 9/16" HP MALE	1000 bar	8 mm
R-A118UM-14GF-10	1/4" BSP FEMALE X 9/16" HP MALE	1000 bar	5 mm
R-A34UM-12GF-07	1/2" BSP FEMALE X 3/8" HP MALE	700 bar	5 mm
R-A34UM-38GF-10	3/8" BSP FEMALE X 3/8" HP MALE	1000 bar	5 mm
R-A34UM-14GF-10	1/4" BSP FEMALE X 3/8" HP MALE	1000 bar	5 mm
R-A916UM-12GF-07	1/2" BSP FEMALE X 1/4" HP MALE	700 bar	2.5 mm
R-A916UM-38GF-10	3/8" BSP FEMALE X 1/4" HP MALE	1000 bar	2.5 mm
R-A916UM-14GF-10	1/4" BSP FEMALE X 1/4" HP MALE	1000 bar	2.5 mm

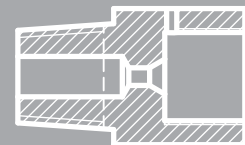
HIGH PRESSURE MALE – NPT FEMALE

CODE	DESCRIPTION	MA.W.P.	MIN. OPEN
R-A118UM-12NF-10	1/2" NPT FEMALE X 9/16" HP MALE	1035 bar	8 mm
R-A118UM-38NF-10	3/8" NPT FEMALE X 9/16" HP MALE	1035 bar	8 mm
R-A118UM-14NF-10	1/4" NPT FEMALE X 9/16" HP MALE	1035 bar	5 mm
R-A34UM-12NF-10	1/2" NPT FEMALE X 3/8" HP MALE	1035 bar	5 mm
R-A34UM-38NF-10	3/8" NPT FEMALE X 3/8" HP MALE	1035 bar	5 mm
R-A34UM-14NF-10	1/4" NPT FEMALE X 3/8" HP MALE	1035 bar	5 mm
R-A916UM-12NF-10	1/2" NPT FEMALE X 1/4" HP MALE	1035 bar	2.5 mm
R-A916UM-38NF-10	3/8" NPT FEMALE X 1/4" HP MALE	1035 bar	2.5 mm
R-A916UM-14NF-10	1/4" NPT FEMALE X 1/4" HP MALE	1035 bar	2.5 mm

HIGH PRESSURE FEMALE – BSP MALE

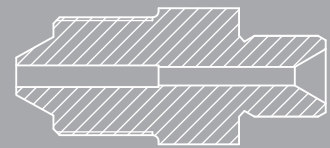
CODE	DESCRIPTION	MA.W.P.	MIN. OPEN
R-A118UF-12GM-07	1/2" BSP MALE X 9/16" HP FEMALE	700 bar	8 mm
R-A118UF-38GM-10	3/8" BSP MALE X 9/16" HP FEMALE	1000 bar	6 mm
R-A118UF-14GM-10	1/4" BSP MALE X 9/16" HP FEMALE	1600 bar *	3 mm
R-A34UF-12GM-07	1/2" BSP MALE X 3/8" HP FEMALE	700 bar	3.5 mm
R-A34UF-38GM-10	3/8" BSP MALE X 3/8" HP FEMALE	1000 bar	3.5 mm
R-A34UF-14GM-10	1/4" BSP MALE X 3/8" HP FEMALE	1600 bar *	3 mm
R-A916UF-12GM-07	1/2" BSP MALE X 1/4" HP FEMALE	700 bar	2.5 mm
R-A916UF-38GM-10	3/8" BSP MALE X 1/4" HP FEMALE	1000 bar	2.5 mm
R-A916UF-14GM-10	1/4" BSP MALE X 1/4" HP FEMALE	1600 bar *	2.5 mm

* Ma.W.P with hose 60° connection – 1000 bar with bondeed connection

HIGH PRESSURE FEMALE – NPT MALE

CODE	DESCRIPTION	MA.W.P.	MIN. OPEN
R-A118UF-12NM-10	1/2" NPT MALE X 9/16" HP FEMALE	1035 bar	8 mm
R-A118UF-38NM-10	3/8" NPT MALE X 9/16" HP FEMALE	1035 bar	8 mm
R-A118UF-14NM-10	1/4" NPT MALE X 9/16" HP FEMALE	1035 bar	5 mm
R-A34UF-12NM-10	1/2" NPT MALE X 3/8" HP FEMALE	1035 bar	3.5 mm
R-A34UF-38NM-10	3/8" NPT MALE X 3/8" HP FEMALE	1035 bar	3.5 mm
R-A34UF-14NM-10	1/4" NPT MALE X 3/8" HP FEMALE	1035 bar	3.5 mm
R-A916UF-12NM-10	1/2" NPT MALE X 1/4" HP FEMALE	1035 bar	2.5 mm
R-A916UF-38NM-10	3/8" NPT MALE X 1/4" HP FEMALE	1035 bar	2.5 mm
R-A916UF-14NM-10	1/4" NPT MALE X 1/4" HP FEMALE	1035 bar	2.5 mm

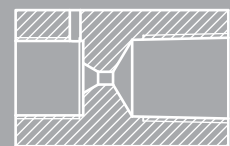
HIGH PRESSURE MALE – BSP MALE



CODE	DESCRIPTION	MA.W.P.	MIN. OPEN
R-A118UM-12GM-07	1/2" BSP MALE X 9/16" HP MALE	700 bar	8 mm
R-A118UM-38GM-10	3/8" BSP MALE X 9/16" HP MALE	1000 bar	6 mm
R-A118UM-14GM-10	1/4" BSP MALE X 9/16" HP MALE	1600 bar*	3 mm
R-A34UM-12GM-07	1/2" BSP MALE X 3/8" HP MALE	700 bar	5 mm
R-A34UM-38GM-10	3/8" BSP MALE X 3/8" HP MALE	1000 bar	5 mm
R-A34UM-14GM-10	1/4" BSP MALE X 3/8" HP MALE	1600 bar*	3 mm
R-A916UM-12GM-07	1/2" BSP MALE X 1/4" HP MALE	700 bar	2.5 mm
R-A916UM-38GM-10	3/8" BSP MALE X 1/4" HP MALE	1000 bar	2.5 mm
R-A916UM-14GM-10	1/4" BSP MALE X 1/4" HP MALE	1600 bar*	2.5 mm

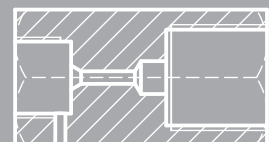
* Ma.W.P with hose 60° connection – 1000 bar with bonded connection

HIGH PRESSURE FEMALE NPT GAUGE CONNECTOR



CODE	DESCRIPTION	MA.W.P.	MIN. OPEN
R-M118U-12N-10	9/16" HP FEMALE X 1/2" NPT FEMALE	1035 bar	6.5 mm
R-M118U-14N-10	9/16" HP FEMALE X 1/4" NPT FEMALE	1035 bar	5 mm
R-M34U-12N-10	3/8" HP FEMALE X 1/2" NPT FEMALE	1035 bar	3 mm
R-M34U-14N-10	3/8" HP FEMALE X 1/4" NPT FEMALE	1035 bar	3 mm
R-M916U-12N-10	1/4" HP FEMALE X 1/2" NPT FEMALE	1035 bar	2.5 mm
R-M916U-14N-10	1/4" HP FEMALE X 1/4" NPT FEMALE	1035 bar	2.5 mm

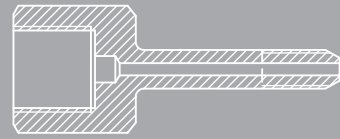
HIGH PRESSURE FEMALE BSP GAUGE CONNECTOR



CODE	DESCRIPTION	MA.W.P.	MIN. OPEN
R-M118U-12G-07	9/16" HP FEMALE X 1/2" BSP FEMALE	1600 bar*	5 mm
R-M118U-14G-10	9/16" HP FEMALE X 1/4" BSP FEMALE	1000 bar	5 mm
R-M34U-12G-07	3/8" HP FEMALE X 1/2" BSP FEMALE	1600 bar*	3 mm
R-M34U-14G-10	3/8" HP FEMALE X 1/4" BSP FEMALE	1000 bar	3 mm
R-M916U-12G-07	1/4" HP FEMALE X 1/2" BSP FEMALE	1600 bar*	2.5 mm
R-M916U-14G-10	1/4" HP FEMALE X 1/4" BSP FEMALE	1000 bar	2.5 mm

* MA.W.P only with copper or steel ring

HIGH PRESSURE MALE BSP GAUGE CONNECTOR



CODE	DESCRIPTION	MA.W.P.	MIN. OPEN
R-M34UMG-12G-16	3/8" HP FEMALE X 1/2" BSP FEMALE	1600 bar*	3 mm
R-M118UMG-12G-16	9/16" HP FEMALE X 1/2" BSP FEMALE	1600 bar*	5 mm

* MA.W.P only with copper or steel ring

HIGH PRESSURE TUBING

CODE	DESCRIPTION	MA.W.P.	MIN. OPEN
TR-14	1/4"	4200 bar	2.1 mm
TR-38	3/8"	4200 bar	3.2 mm
TR-916-20	9/16"	2000 bar	7.8 mm
TR-916-42	9/16"	4200 bar	4.8 mm

BENDING RADIUS

To maintain material specification integrity it is recommended that the minimum bending radius is at least 6 times the outer diameter of the tubing.

HIGH PRESSURE TUBE NIPPLES

CODE	70 mm	80 mm	100 mm	150 mm	250 mm
TR-14	TR-14-70-CF	TR-14-80-CF	TR-14-100-CF	TR-14-150-CF	TR-14-250-CF
TR-38	/	TR-38-80-CF	TR-38-100-CF	TR-38-150-CF	TR-38-250-CF
TR-916-20	/	/	TR-916-20-100-CF	TR-916-150-20-CF	TR-916-20-250-CF
TR-916-42	/	/	TR-916-42-100-CF	TR-916-42-150-CF	TR-916-42-250-CF

Other misure are available on request

HIGH PRESSURE NEEDLE VALVES

Multi-coupling system high pressure valves are designed for liquid and gas flow control.

Stem sleeve and packing gland materials have been selected to achieve extended thread cycles and reduced handle torque.

The pressure on the stem and the seal are distributed with a special body design.

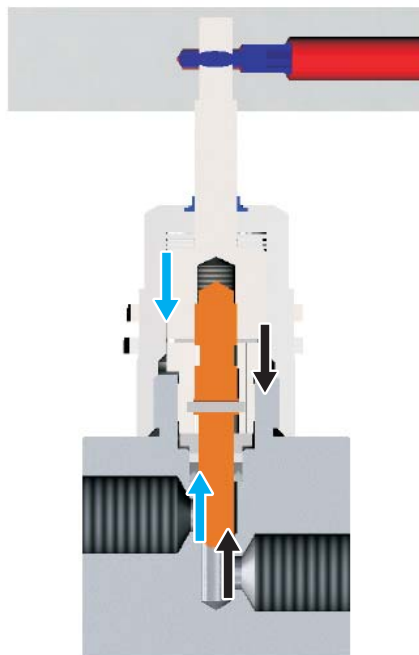
Each valve can be actuated with an air operated cylinder. To order an air actuated high pressure valve add CX ____ to the manual operated valve code.

For example VS-34U-L-42 + CX 160 DE, needle valve 3/8" HP line version with air actuator CX 160 double effect.

Available in a variety of body styles, the valves are suitable for manual operation in temperature ranging from -4°F to 176°F (-20°C to 80°C).

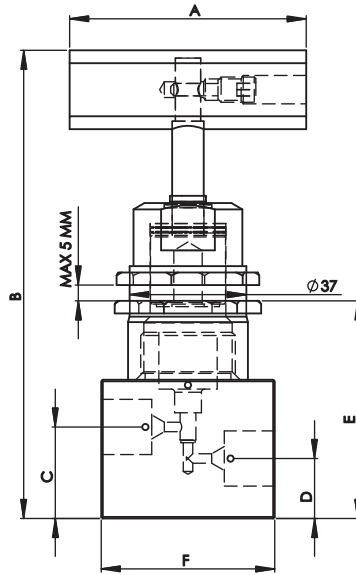
Connections from 1/4" to 9/16" HP female.

Non rotating stem prevents galling and scoring.



Pressure Stem reaction force and seal reaction force.

HAND OPERATED 2 WAY STRAIGHT NEEDLE VALVES

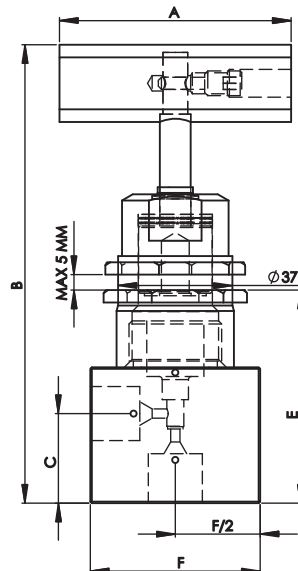


CODE	Ma.W.P.	ORIFICE (mm)	CONNECTION	A (mm)	B (mm)	C (mm)	D (mm)	E (mm)	F (mm)	Thick-ness
VS-916-L-42	4200 bar	2	2 x 9/16" - 18 UNF female	75	149	29	20	69	55	32
VS-34-L-42	4200 bar	3	2 x 3/4" - 16 UNF female	75	149	29	19	69	55	32
VS-118U-L-21	2100 bar	6.5	2 x 1"1/8 - 12 UNF female	100	158	35	21	78	68	36
VS-118U-L-42	4200 bar	3	2 x 1"1/8 - 12 UNF female	75	158	35	21	78	68	36

All technical and dimensional information in this catalogue subject to change.

All general terms and conditions of sale, including limitations of our liability, apply to all products and services sold.

HAND OPERATED 2 WAY ANGLE NEEDLE VALVES

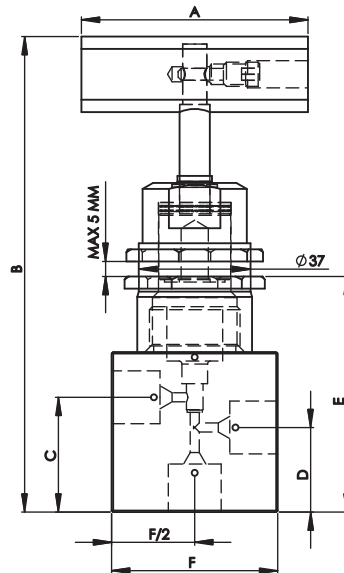


CODE	Ma.W.P.	ORIFICE (mm)	CONNECTION	A (mm)	B (mm)	C (mm)	D (mm)	E (mm)	F (mm)	Thick-ness
VS-916-A-42	4200 bar	2	2 x 9/16" - 18 UNF female	75	149	29	/	69	55	32
VS-34-A-42	4200 bar	3	2 x 3/4" - 16 UNF female	75	149	29	/	69	55	32
VS-118U-A-21	2100 bar	6.5	2 x 1"1/8 - 12 UNF female	100	158	35	/	78	68	36
VS-118U-A-42	4200 bar	3	2 x 1"1/8 - 12 UNF female	75	158	35	/	78	68	36

All technical and dimensional information in this catalogue subject to change.

All general terms and conditions of sale, including limitations of our liability, apply to all products and services sold.

HAND OPERATED 3 WAY 2 ON PRESSURE NEEDLE VALVES

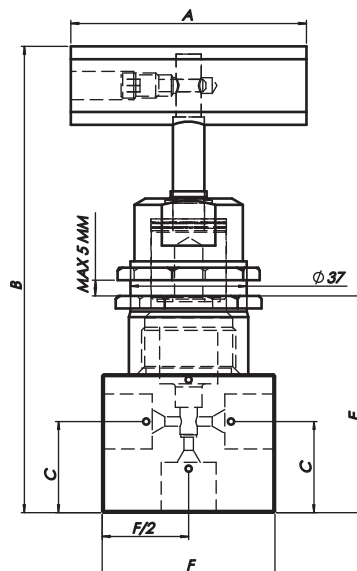


CODE	Ma.W.P.	ORIFICE (mm)	CONNECTION	A (mm)	B (mm)	C (mm)	D (mm)	E (mm)	F (mm)	Thick-ness
VS-916-3P2-42	4200 bar	2	3 x 9/16" - 18 UNF female	75	149	29	20	69	55	32
VS-34-3P2 -42	4200 bar	3	3 x 3/4" - 16 UNF female	75	149	38	28	78	55	32
VS-118U-3P2-21	2100 bar	6.5	3 x 1"1/8 -12 UNF female	100	158	51	37	94	68	36
VS-118U-3P2-42	4200 bar	3	3 x 1"1/8 -12 UNF female	75	158	51	37	94	68	36

All technical and dimensional information in this catalogue subject to change.

All general terms and conditions of sale, including limitations of our liability, apply to all products and services sold.

HAND OPERATED 2 WAY 1 ON PRESSURE NEEDLE VALVES

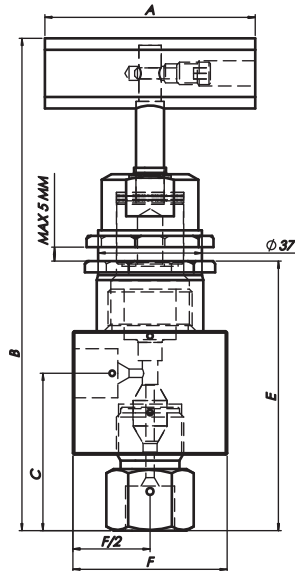


CODE	Ma.W.P.	ORIFICE (mm)	CONNECTION	A (mm)	B (mm)	C (mm)	D (mm)	E (mm)	F (mm)	Thick-ness
VS-916-3P1-42	4200 bar	2	3 x 9/16" - 18 UNF female	75	149	29	/	69	55	32
VS-34-3P1 -42	4200 bar	3	3 x 3/4" - 16 UNF female	75	149	29	/	69	55	32
VS-118U-3P1-21	2100 bar	6.5	3 x 1"1/8 -12 UNF female	100	158	35	/	78	68	36
VS-118U-3P1-42	4200 bar	3	3 x 1"1/8 -12 UNF female	75	158	35	/	78	68	36

All technical and dimensional information in this catalogue subject to change.

All general terms and conditions of sale, including limitations of our liability, apply to all products and services sold.

HAND OPERATED 2 WAY REPLACE SEAT NEEDLE VALVES



CODE	Ma.W.P.	ORIFICE (mm)	CONNECTION	A (mm)	B (mm)	C (mm)	D (mm)	E (mm)	F (mm)	Thick-ness
VS-916-ATS-42	4200 bar	2	2 x 9/16" - 18 UNF female	75	149	56	/	78	55	32
VS-34-ATS-42	4200 bar	3	2 x 3/4" - 16 UNF female	75	149	56	/	78	55	32
VS-118U-ATS-21	2100 bar	6.5	2 x 1"1/8 -12 UNF female	100	183	59.5	/	104	68	36
VS-118U-ATS-42	4200 bar	3	2 x 1"1/8 -12 UNF female	75	188	64.5	/	104	68	36

All technical and dimensional information in this catalogue subject to change.

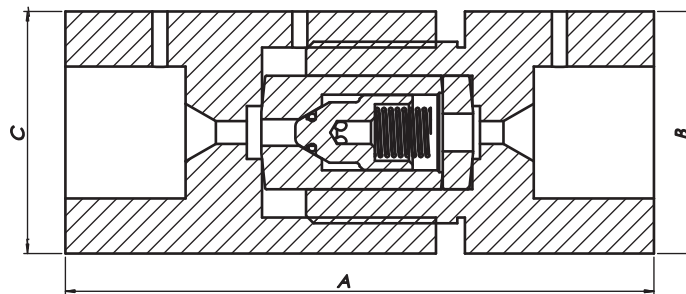
All general terms and conditions of sale, including limitations of our liability, apply to all products and services sold.

HIGH PRESSURE SOFT CARTRIDGE CHECK VALVES

Multi-coupling system soft cartridge check valves reliably prevent backflow where leak-tight shutoff for liquids or gases is required.

Standard materials of construction are 316 stainless steel with viton o-ring and 300 series stainless steel spring ; 17-4PH poppet and inner seat guarantee longer life.

Cracking pressure: 0.5 bar approximate.



CODE	Ma.W.P.	ORIFICE (mm)	SEAT	SIZE CONNECTION	A (mm)	B (mm)	C (mm)	Flow max (lt)
VR-916-42-SC	4200 bar	2.5	VITON	2 x 9/16" - 18 UNF female	69.5	32	32	5
VR-34-42-SC	4200 bar	3	VITON	2 x 3/4" - 16 UNF female	77.5	32	32	5
VR-118UF-21-HF-SC	2100 bar	8	VITON	2 x 1"1/8 -12 UNF female	117	36	46	24
VR-118UF-42-SC	4200 bar	3	VITON	2 x 1"1/8 -12 UNF female	90	36	36	5

All technical and dimensional information in this catalogue subject to change.

All general terms and conditions of sale, including limitations of our liability, apply to all products and services sold.

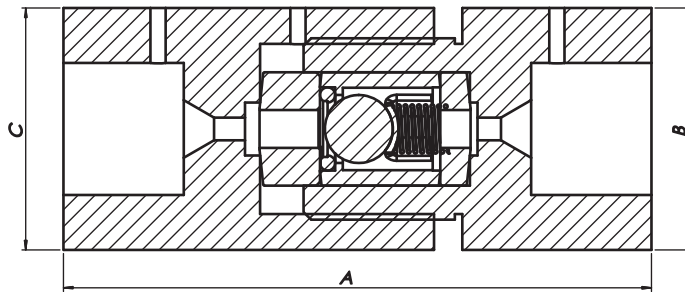
HIGH PRESSURE DOUBLE SEAT CARTRIDGE CHECK VALVES

Multi-coupling system double seat check prevent backflow where leak-tight shutoff for liquids or gases is required.

Standard materials of construction are 316 stainless steel, 400 series hardened stainless steel sphere, 17-4PH seat ,buna o-ring and 300 series stainless steel spring.

Cracking pressure: 0.5 bar approximate.

High pressure double seat cartridge check valves are recommended for low flow fatigue work.



CODE	Ma.W.P.	ORIFICE (mm)	SEAT	SIZE CONNECTION	A (mm)	B (mm)	C (mm)	Flow max (lt)
VR-916-42	4200 bar	2.5	NBR	2 x 9/16" - 18 UNF female	69.5	32	32	3
VR-34-42	4200 bar	3	NBR	2 x 3/4" - 16 UNF female	77.5	32	32	3
VR-118UF-21	2100 bar	6.5	NBR	2 x 1"1/8 -12 UNF female	89	36	41	9
VR-118UF-42	4200 bar	3	NBR	2 x 1"1/8 -12 UNF female	84	36	36	3

All technical and dimensional information in this catalogue subject to change.

All general terms and conditions of sale, including limitations of our liability, apply to all products and services sold.

COMPANY PROFILE

MULTI-COUPLING SYSTEM S.r.l. plans and produces hydrodynamic and hydraulic units and plants for the most various industrial fields and for specific applications.

The factory was born in Legnano but because of its development it was necessary its transferring in Canegrate and following in Villa Cortese in a bigger productive plant.

Multi-Coupling System was born in 1992 and thanks to the experience made in the very high and high pressures (5000 bar and over), it plans and supplies distribution and power supply plants, test benches, devices for quality controls, submarine applications, standard or special pipes and components according to the customers' requests.

The special components are produced directly of its own through stainless steel semi-finished products workings.

Therefore, with new devices, the factory has been able to modern the production cycles getting a better finished product for the national small, medium and big industry, both of builder than users which require a special fluidic technology in the productive process.

In fact, its products and flexibility allow to satisfy all the customers' requirements.

In 2002 Multi-Coupling makes HIGH PRESSURE mark, that is a production line of high pressure devices and components.



HIGH PRESSURE VALVES, FITTINGS AND TUBING UP TO 4200 BAR



COMPONENTS



PRESSURE GENERATORS



TEST BENCHES



OEM SYSTEMS



Multi-Coupling System S.r.l.

via dell'Artigianato, 8C - 20020 Villa Cortese (MI) - ITALY

phone +39 0331 404830 - fax +39 0331 404867

www.multicoupling.com - info@multicoupling.com